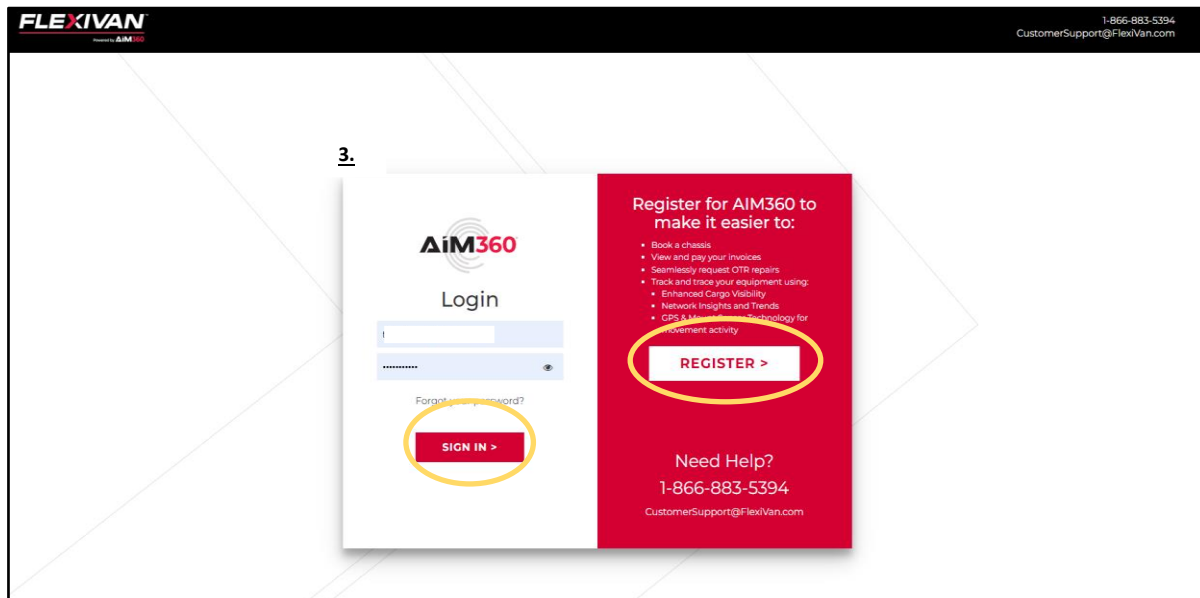
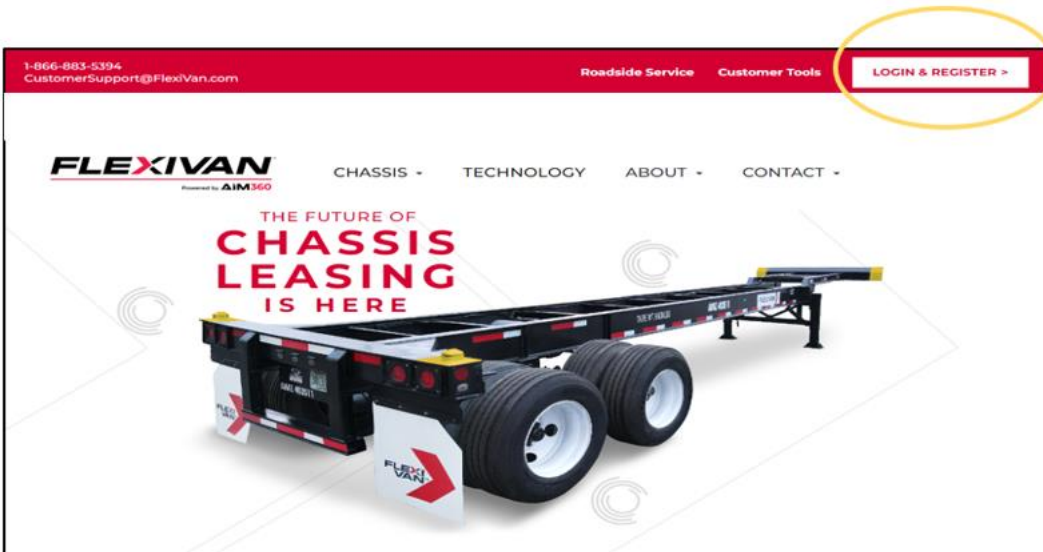
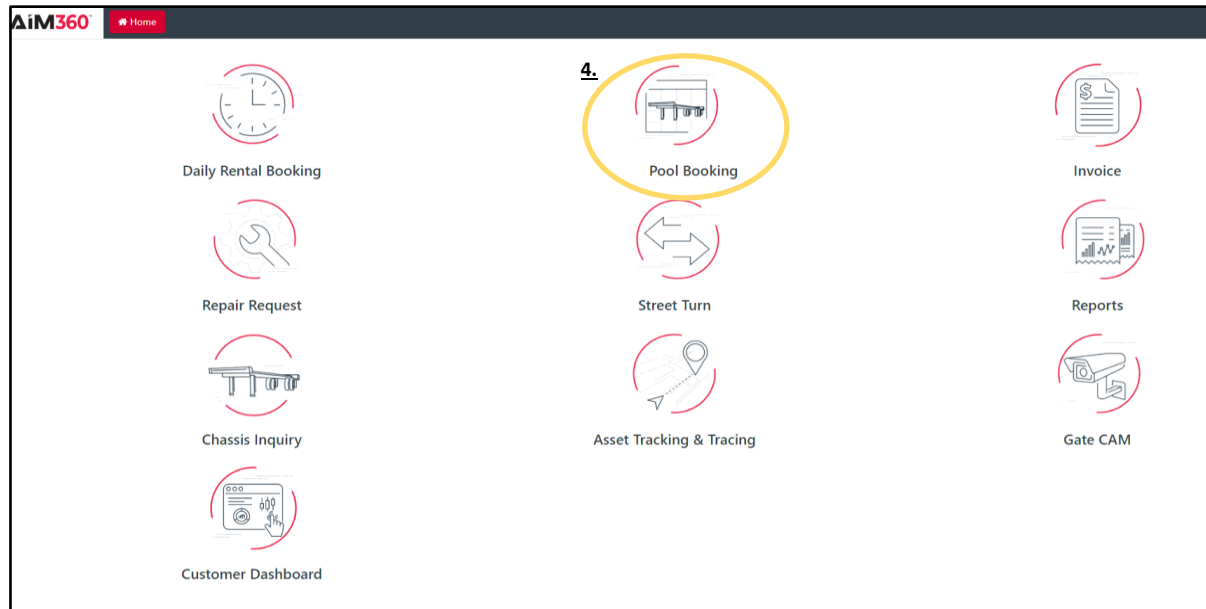


How to book an FGCP chassis:

1. Go to FlexiVan.com and follow the steps below:
2. In the top right corner of the website, click on "LOGIN & REGISTER >"
3. In the new AIM360 window, sign in with your existing AIM360 log-in or register for AIM360 if you do not have an account
4. In the main screen, select "Pool Booking"
5. Select "FGCP" in the pool dropdown menu

2.





6. Look for the location and click on the blue number. The blue number indicates the number of chassis by size available at that location.

7. Enter your SCAC code.

8. Select the quantity of units needed. **(5 Max)**

9. Select if the container is for an ONE Line Import BOL or for an ONE Line Export Booking.

10. If Import is selected, you will be asked to input ONE Line BOL number(s) and the corresponding container number(s) for each chassis you need to book.

11. If Export is selected, you will be asked to input the ONE Line Export Booking number(s) for each chassis you need to book.

12. Click on the “Submit” button to finalize the booking.

- If you receive an error message, make sure there is no space next to the last digit on the BOL# or container# or Export Booking#. The cursor must be next to the last digit.
- If you are still receiving an error message, please contact FlexiVan Customer Service team for further assistance.
 - **1-866-883-5394**
 - **CustomerSupport@flexivan.com**

5. →

Pool Code: FGCP - FlexVan Gulf Chassis Pool (FGCP)

Pool New Booking Request

Depot Name	20STD	40STD	45STD
CMC-BAYPORT	6. → 1	1	1
NM - TWIN CITIES SERVICES (SANTA TERESA)	1	1	1
TSL HUTCHINS YARD	1	1	1
WWINNERS CNTR SERVICES - LAREDO	1	1	1

Pickup Location: HOUCMC - CMC-Bayport

Trucker SCAC: AIMA ← 7.

Email: raghu.chikkala@apl.com

PickUp Date: 01-Dec-2023

Chassis Type: 20 Chassis ← 8.

Quantity: 1 ← 9.

Shipping Line: ← 10.

Import Export ← 12.

BL ID * Container ID *

Comments: 11. nents

Depot Hours :